



President's Message

WHY I AM AN INDIANA GOURDHEAD

Karen K. Niemeyer

A few weeks ago I asked the Indiana Gourd Society board members why they had become gourdheads.

Some of you readers who know the board members may be able to guess the identity. I am including their stories below and asking that you let us know how YOU discovered gourds and IGS.

“Because Jim Story insisted!! Actually, I was looking for an artistic outlet and for an art form that I could use for Christmas gifts for my husband's home-ec. oriented family of 4 sisters and their mother. I didn't wish to compete with their cooking and sewing so I found another form of gift. I was in Pokagon State Park lodge and saw a wren house with wren and leaf wood burned on it and knew immediately that I needed to learn to do this. I had wood burning background because of using my 3 brothers' wood burners for years so I found an old burner and got at it.” Karen's note: The rest is history!! You have a clue—female, wood burning....

“For me that isn't a simple answer. At that time in my life I was a hermit. Having had a day care for 15 yrs., I didn't know how to communicate with adults anymore. I was a mom to my kids and dozens of other kids, grew my own garden and canned. I had grown gourds one year and thought it would be fun to learn to paint them. It took me five years to take the step but once

I learned the fundamentals of painting, I was hooked. I started painting in July of 2000 and entered IGS state show competition. I was **totally** hooked! The love of creating something beautiful out of gourds had my interest and has kept it now for 12 years. To be able to create something and share it with others who enjoy what I have done is very satisfying. The challenge of taking a gourd, with its rough surface, irregular shape, size, etc., is only part of the challenge sometimes, but everything combined makes for such a wonderful experience. I also have to mention the wonderful, supportive people I have met in the gourd world. What a ride this last twelve years have been!” Karen's note: Long IGS history again—and you know this is a female and she paints!

“My wife and I were in Georgia visiting our granddaughter and attended a festival in her town. I saw these things in a little shop and said, “What in the world are these things?” He said, “Gourds.” And I said, “No, they are not.” as all I had ever seen were those little orange and green things we used a thanksgiving.

After lots of questions, he said, “Where you from?” and I said, “Indiana”. He said, “There is a lady near Rockville that grows many acres of gourds, go see her.” We did and it turned out to be Helen Thomas. After some talk, she suggested we go to the fall meeting (IGS meeting) coming up at Kokomo. We did and I bought my first gourd at the auction; it was one of Jim Dabbs' gourds. Jim came, sat down beside me, and said, “I'll sell you

I'll Seed You



In The Spring

More articles for germ/growing at www.indianagourdsociety.org

TABLE OF CONTENTS

2012 State Show News	2
State Show Workshops Registrations & Exhibit Entries, Volunteer Request, Advertisement	3
2012 Spring Festival & Membership Meeting, Seed Sales' New Direction	4
(Reprint) Tips On Germinating And Starting Gourds	5
Advertisement	6
Baby Your Young Sprouts!	7
Lake Shore Gourders, Seed Extraction Day	8
President's Message (Cont.), Sweety's Trip Log, Ways & Means Store Advertisement	9
Needed: Ways & Means Chair, Volunteers Needed, , Advertisement	10
Sweety's Trip Log (Cont.), Need a Gourd Trellis?., Gourd Happenings	11
Editorial Info, AD Info, Officers Info	12

2012 IGS State Show News

IMPORTANT 2012 SHOW EXHIBITOR NOTES / UPDATES

Please remember that this year the competition pieces will be judged on Friday evening!

Exhibitor registration at door & entry placement is Friday, April 13, 2012 from 8:00 am to 8:00 pm. If you bring an entry piece on Saturday morning we will be happy to display as an exhibit but it will not be judged.

The reason is last year we had so many walk ins that we were late in judging. Frankly, people were upset that they couldn't get in to see the competition until much later than posted.

We will avoid that problem this year by judging Friday evening! Judging starts promptly at 8:00 pm, no exceptions!

Please, Please, Please! Send in your exhibit entry forms. It is best to send in a form for any entries you expect to be in competition, so all the identification cards can be printed ahead of time.

IMPORTANT 2012 SHOW VENDOR NOTES / UPDATES

We are now officially in the New Year! We are off and running with the state show preparations!

There will be some changes this year and some things that we cannot change. Please note!

The vendor building, also known as the sheep building, still does not have very good lighting or insulation, -so if you are a vendor make appropriate accommodations for your space.

There has been mention from the fairgrounds administration that the sheep building will get insulation. BUT it is doubtful it will be ready for our state show. Hopefully condensation will not be as much of a problem this year as we will be making sure the heat stays on throughout the night.

The fairgrounds have also promised to work on the PA system so both buildings and the outside areas can hear all announcements at the same time.

The show arena where the mulch was will also be closed off, but we will still have access to bathrooms at the end of building. We will continue with same entry into the sheep building unless you are in a wheelchair or scooter then we will assist you with entry around the corner on the southwest side of building (changes to that door require fire code changes).

IMPORTANT 2012 SHOW CAMPING INFORMATION

If you are going to camp, please email me at showchair@indianagourdsociety.org. Camping is \$10 a night - there are no sewage or water hookups, only electrical. Make your check payable to IGS and mail to Emily or Phil. OR, payment must be made by noon, Sunday at the IGS info booth.

PLEASE TAKE SOME TIME TO HELP SPREAD THE WORD ABOUT OUR STATE SHOW BY COPYING THE ENCLOSED FLYER AND DISTRIBUTING IT AT YOUR LOCAL LIBRARIES, CITY HALL TOURIST BUREAUS, CITY/COUNTY ART CENTERS, ETC. WE NEED EVERY IGS MEMBER SUPPORTING OUR PROMOTIONAL EFFORTS! PLEASE HELP!

IGS 2012 State Show Chair Emily Wallace

**Looking forward to a great state show!
Emily Wallace - 2012 Show Chair**

State Show Workshop Registrations & Exhibit Entries

REGISTERED FOR WORKSHOPS YET?

These are two major items where YOU can help US with prior-to-the-show completion of your paperwork, passes, packages, etc..

If we know, prior to the show, that you are coming with the intent to take a workshop or to enter your gourds into any of the competition it will save both YOU and IGS time.

By signing up early for your workshops you will be assured of getting the workshop you want and you will not have to stand in line to register after arriving at the show.

HAVE YOU ENTERED YOUR COMPETITION GOURDS YET?

The same holds true for any gourds being entered into competition. This year will be a bit different with times. Judging will take place Friday night and therefore the cut-off time for competition pieces is 7:30 PM Friday, just before the Judges Instructions Meeting. Saturday morning entries will just be too late for competition entries.

We hope to see ALL OF OUR MEMBERSHIP show up for this yearly review of what members have been up to during the past year. See you there!!

Calling all members, vendors, and the Public!

Do you have items that you could donate to our two days' AUCTIONS this year?

Items do not need to be fantastic creations, nor do they need to be new. Anything gourd related will do!

We're looking for any crafted items, paintings, raw gourds, or even shards ready for jewelry, as well as

any accessories, tools, or gourd equipment.

This is one of the ways that IGS supports and funds the functions of educating the public about gourds which is the main goal of the organization.

Please contact Guy Shutt

eMail: glshutt@ffni.com or Phone: 219-474-5091

Joyce Dankowski
221 Gingerbrook Lane
Bartlett, Illinois 60103

630-830-4546
630-830-4557 fax
lady_jd@att.net email

Lady JD Designs

Your local supplier for your gourd crafting needs.

We now are a Distributor for MicroLux Saws, Drills, Blades, and Transformers. Also new are Pine Needles in natural and colors along with Fiebing's Dyes. All added to our regular line of Feathers, Gold Leafing, Rivets, Swarovski Crystals and Lacing. Let us know your needs and we'll help you get your supplies.

2012 Spring Festival & Membership Meeting

Saturday - June 2, 2012 - 10:00am - 3:00pm

**WHERE: Tippecanoe Co. 4-H Fairgrounds,
Indiana South Rt 25 or Teel Road, Lafayette, IN**

**Vendors, Demonstrators, IGS Ways & Means Store,
Auction, Gourd Seeds and Plants, Gourd Displays,
Door Prize Drawing, Lots of Information & Camaraderie
Lunch available all day in the kitchen
Membership Meeting will be held from 2:30-to 4:00pm**

Setup time: 6:00am to 9:30pm Saturday, June 2

For additional information: call Guy Shutt, Ph 219 474 5091

or e-mail: 1stvp [at] indianagourdsociety.org

[An IGS Sponsored Event]

SPRING MEETING VOTE

Don't forget that we vote at the spring festival and membership meeting for several board member positions. Be sure to come to the festival, have a great time, then join in on the membership meeting and VOTE for your choices to represent you on the Board of Directors!!

Seed Sales' New Directions

Ida Kennedy and Fran Bascom Have decided to take over the Indiana Gourd Society's Seed Sales Chair as Co-Chairs.

I definitely want to give both of these ladies a warm welcome as I have chaired this function since 2004 and I felt it was time to move on.

I have been setting up the formats for the software that Ida has on her computer so she will have no major problems producing the sheets for the catalogs we keep at the seed boxes and one that travels with the mobile box.

I am also setting up the formats for building and printing the labels for the seed packages. This, hope-

fully, has been reduced to a fairly simple operation in Excel now. And I will actually be transferring some of the items to Ida before the State Show by taking them up to the northern wilds of Indiana. ;-)

All other Seed Sales items should be transferred at the State Show, but, with all moves I'm sure I'll miss something., and I will be available for questions and help.

It has been great working this function and I wish Ida and Fran the best of luck. I will still be around some of the shows, but in a volunteer status.

Jesse Glessner

(Reprint) Tips On Germinating And Starting Gourds

Helpful Hint For Germinating Gourd Seeds

By Ron Bair

Date: Unknown

A common everyday plastic gallon milk jug can be utilized as a miniature greenhouse to help germinate gourd seeds. This works extremely well with the hard-shell gourd seeds. Germination time can be cut in half versus natural germination conditions. With proper moisture and warmth, some of the large gourd seeds have been known to germinate in 3 to 5 days.

To make the miniature greenhouse, cut approximately 1 and 1/2" from the bottom of the jug, keeping both pieces (See Figure 1). Plant 3 seeds in an area that the jug will cover.

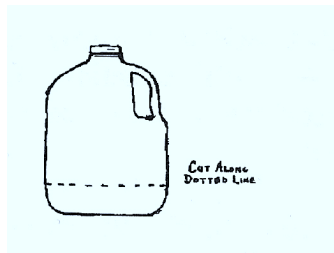


Figure 1

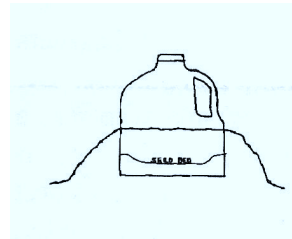


Figure 2

Place the top portion of the jug over your seed bed after it has been watered well (See Figure 2). Rake loose soil and pat in place approximately 1/3 to 1/2 way up on outside of Figure 2 jug. This will help keep the jug from blowing away, plus help retain heat inside the greenhouse. After sprouting, thin out to the healthiest plant, or keep all 3 if you have fairly fertile soil. The young sprouts will need to be hardened off for a suggested minimum of 3 days.

The 1st day after sprouting, loosen the jug up slightly by gently pulling the jug upwards about 1/2". On the 2nd day, raise the jug up and above the small mound you created around the jug, by twisting it about a 1/4 of a turn and setting it back on top of the mound. This will enable fresh air to circulate around the young plant. On the 3rd day, the jug can be removed for a portion of the day, and set it back before nightfall. Or if windy conditions exist (Note-Strong winds can kill young unstable plants.), shove a stake into the soil nearby, and tie the handle of the jug to the stake to keep it in place.

On the 4th day, the jug may be removed for the largest portion of the day, and suggested to set the jug back over the plant(s) prior to nightfall (See Figure 3). If the 5th day is a nice sunny day, the jug may be removed for good.



Figure 3



Figure 4

The bottom portion of the jug can be used in basically the same manner (See Figure 4). Plant the seeds the same way. Place the bottom portion of the jug upside down over the seed bed and pat the soil down the same way. These will need to be hardened off more quickly, due to the plant touching the plastic and possibly burning the leaves.

For cooler days and nights, the jugs can be placed over the young plants to help protect them. The caps can be removed on warmer days and also watering can be accomplished this way. These jugs work quite well on other young plants too, to help protect them.

Good Luck Gourdening this coming year!

SANDLADY'S GOURD FARM

June 1 – 3. Gourd sale.

**Free make it take it class on Saturday
Using colored pencils**

COME VISIT THE FARM –Gourd Sales.

Thousands of gourds available. Pre-bags (\$25, \$50, to \$80) or individual gourds. Bring this add and get 10 % off on our unbagged gourds.

Lg to sm Canteen, kettle, Martin, bushel, cannonball, snake, bottles, zukka, bushels, tobacco box, all sizes bowls and birdhouses. Mini bottles, tear drop, Hershey kiss, bombers, Teardrop, pear, snowman, spoon, etc. sizes range from 2 inches to 6 inches across and or high. Spinners average inch or more across.

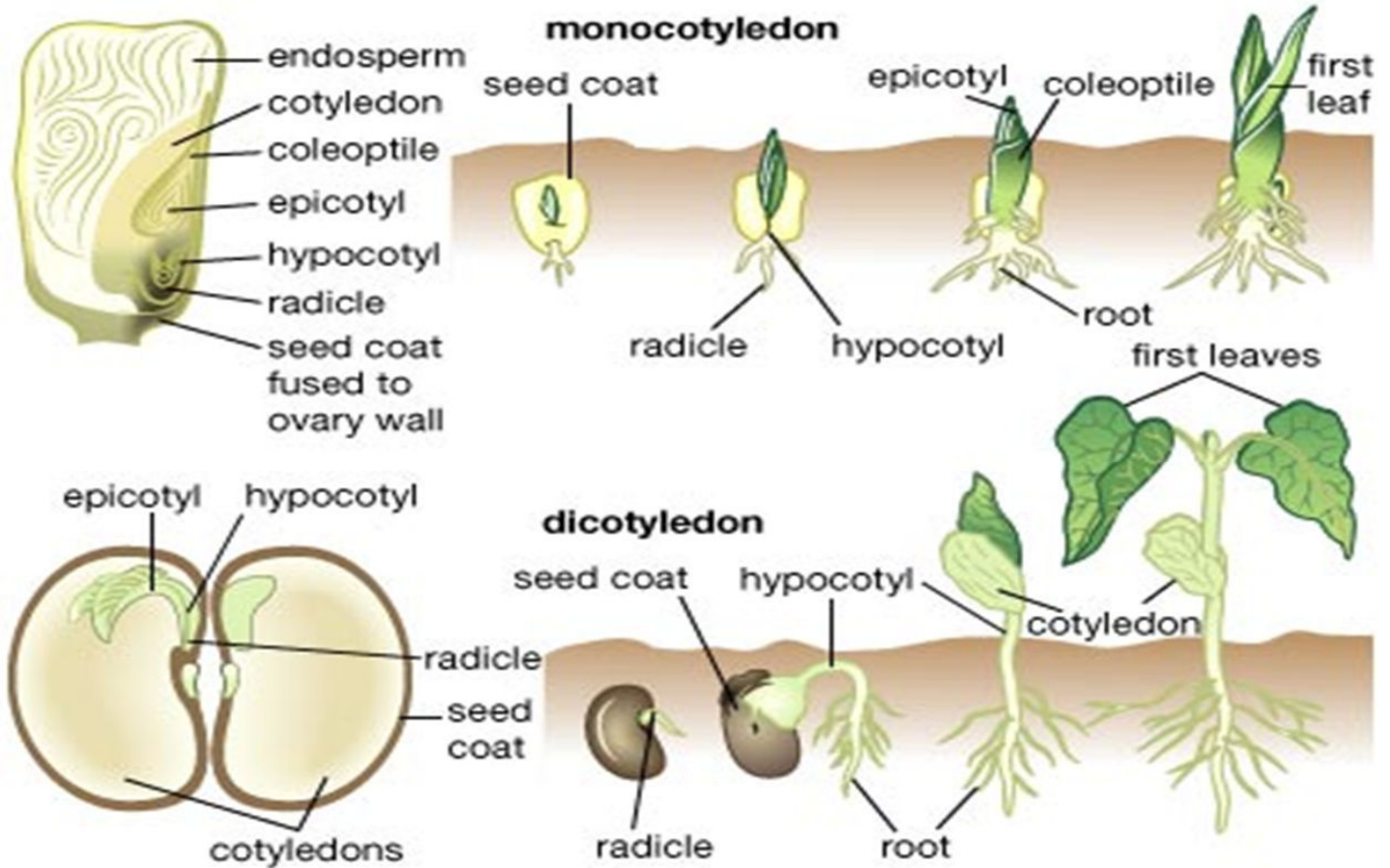
**Hundreds of Precut gourd bowls and Vases,
precut hung birdhouses
Seeds for sale \$2 pack**

**Sandlady's Gourd Farm, Helen Thomas
10295 N 700 W Tangier, In. 47952
Email: sandlady@sandlady.com
See us <http://www.sandlady.com>
Phone 765:498.5428**

Cells 765:505.2267 or 765.505.2120

**Located 7 miles west of US 41 on CR 1050 onTangier Blacktop road.
Go 10 miles north of Rockville, In. on US 41. Turn west on 1050 (Tangier RD).**

Baby Your Young Sprouts!



© 2006 Merriam-Webster, Inc.

The very worst thing that anyone can do when transplanting their germinated seeds or small plants to their permanent garden area is to pat down the soil around the planting area. This usually causes the radicles or the very tender roots to break off and then you have no more growth in the seed.

The best way to get the soil down around a seed is to make the hole, drop the seed in, then water on top of that area to allow the water to push the soil around the seed. During the germination of the seeds you don't want to go much beyond the seed pod cracking open slightly to allow the radicle to work its way through the opening. If you can actually see the very tip of the radicle through the crack in the seed pod then that is the time to plant whether planting outside or in grow pots.

It is absolutely amazing to see the growth of the radicle into a root system, something that Steve Sullivan, our Pure Seed Project chair sees all of the time during germination studies he performs. If you have children this is a good way for them to see how seeds form their roots and plant systems also. Just germinate a few extras that you can uncover and demonstrate visually what is happening to the seed.

You might want to make use of the literature on the IGS Web Site at www.indianagourdsociety.org to learn which type of gourd you have, *Lagenaria* (hard-shell) or *Cucurbita* (Ornamental, soft shell, even though they may seem hard shelled), which color of flower that gourd produces, when it blooms, and how to go about pollinating by hand if it is a *Lagenaria* gourd.

[Have fun growing your gourds, whatever they are!](#)

Lakeshore Gourders - Winter Events

Lakeshore Gourders is springing forward with this terrific weather & keeping ourselves busy.

In Feb. we prepared ourselves for the Hellen Martin Retreat by applying our patterns to all our gourds & welcoming a new member to our patch.

We just finished our retreat this past weekend with Helen. We had 10 from our patch join in the fun along with Helen Thomas & Pat Moore. Also joining our group we

had neighboring gourders from Ill., Wi., Mi., & Ohio. It's always nice meeting new gourd friends & sharing a weekend of gourd learning together.

Many of us are looking forward to the state show next month & getting together with our fellow state members.

Alice Pawlowski

Seed Extraction Day



The gang from our Seed Harvesting Day—2012 get-together.

PRESIDENTS MESSAGE - (Continued from page 1)

all you want of those kind gourds for half what you just paid for that one,” and friendship was made. That day I joined the Gourd Society.

This was in 1998 and the rest is history. If I knew then what I know now, I would do it all over again. What a fun trip! Oh, by the way, Helen became one of our very best friends as did many others in the Gourd Society.” Karen’s note: We are seeing a pattern here—discover a gourd and become fascinated. Join IGS and discover creative and enthusiastic friends. Do you know this guy?

“I served as the executor of the estate of a deceased Pendleton resident many years ago. A fellow named Jim Story lived across the street from my decedent and gardened a nice plot of the decedent’s real estate adjacent to Fall Creek. One visit with Mr. Story hooked me---I have been gourding ever since and striving to duplicate his many growing successes. He recommended early on that I join not only the IGS but also the AGS. I did and thank Jim on a daily basis for his sage advice.” Karen’s note: there are not many lawyers on the IGS board!

Notice that Jim Story’s influence is a common theme too.

“I joined because ma dragged me to all of the meetings and shows and I began to have fun with it.” Karen’s note: So, how many mother-child teams do we have on the board? “Phil talked me into helping with The Tendril.” Karen’s note: Phil is Phil Moorhead, and he is good at talking—and at talking a lot of people into accepting challenges. He did a great job in not only getting this member to “help with” the IGS magazine but also into editing it! The editor does a splendid job of it too. We are very fortunate to have such skilled board members.

NOW—it is time to hear THE REST OF THE STORY. Tell me what gourds and/or IGS membership mean to you and how you got started. Next month I’ll tell you my story too. To make it even easier, stop by the membership booth at the April 13-15 gourd show or June 2 meeting and jot down your story. I am finding the variety and yet the similarity of stories intriguing and hope you do too. See you at the show!!

Karen



Sweety's Trip Log

Well, it is very early – too early. So why are they up now? They opened the back door for me to go outside, I didn’t want to go, but I did. Oh, well, maybe they know best because my bladder is now empty.

They are both getting ready to go someplace; I hope they take me with them! They are packing my travel kit - yippee! It looks like I get to go along; I wonder where they are going. I heard the statement “long trip”, I wonder if I’ll be coming back. I must be, they left most of my toys in my toy box on the living room floor. We’re in the van now, all they have to do is say “Up” and I jump in.

The sun isn’t even up yet, I cannot see a thing, I guess I’ll have to get up on the center armrest. Better, but all I see are headlights. This is boring; I’m just going to take a doggy nap. Wait, the van is stopping! Are we there? They say no, it has been only two hours and it is a break to let me go outside. I like the rest stop we’re at. There are plenty of new smells! Ha-ha, they said the stop was for me, but both of them went to the building. Ma and I walked over to the maintenance building, and they let me run back to the van by myself! It was great, but Pa is not absolutely sure I’ll come when called – he doesn’t know Ma and I practice that a lot.

Well, back in the van, I still wonder what is going on. I’m going back to sleep. What was that noise? Oh, just a great big truck passing us. But wait! I see a great big arch ahead; they say we’re going to go over the Mississippi River into St. Louis. Oh no,

Your Friendly Ways & Means Store

We have a nice selection of knit shirts, T-shirts, and cotton shirts, aprons, shopping bags, hats, pins, books for children, and various miscellaneous items and

Jim Story Tapes© or Jim Story DVDs© - \$20.00 each

See the Ways & Means section on our Web Site

www.indianagourdsociety.org

(Jim Story Tapes and Jim Story CD’s are copyrighted by the Indiana Gourd Society and may NOT be duplicated in any manner. All rights are reserved.)

Needed: Ways & Means Chair

Ron and Loretta Pressel will no longer be managing the Ways and Means functions for the IGS. They will be delivering all of the product at the time of the State Show at which time Phil Moorhead will then deliver most of the items to the warehouse storage in Kokomo

You should have the capability of maintaining an Excel Spreadsheet (can be done in Open Office Calc also) for controlling Inventory and to write letters to and ship items to those who order on-line.

You should also have a place to store existing and new records and a large space to contain the 8 to 10 large plastic boxes which hold all of our current Inventory.

There may be a possibility in the future of having these products on-line, but that decision is still forthcoming. You possibly could be a participant in that decision process.

If interested, please contact Karen Niemeyer or Phil Moorhead for further details. See the back page of this document for contact information.

We want to thank Ron and Loretta for their long years of service to the Indiana Gourd Society and in their commitment to the Ways and Means functions.
The IGS Board

VOLUNTEERS NEEDED

Putting on the state show requires a lot of help. Now in our 20th year, we want to make this one an exceptional show. If you have a couple hours and are willing to volunteer, we could use your help. Areas that we need volunteers for are: Workshops, Membership, Seed Sales, Ways and Means, Raffle, Admission, Kids Patch, Set-Up/ Tear-Down

Feel free to email me with any questions you may have. Please consider giving us some of your time. Your help would be appreciated.

Kirsten DeHaven Email: dehaven_33@hotmail.com OR Phone: 765-652-0391 OR 765-379-2149

www.turtlefeathers.net

Angelus Leather Dyes

39 colors - 3 ounce and pint bottles.

InLace Liquid Inlay System

Kits available in Small and Large sizes.

Nuggets and Granules available in two sizes.

Optima Woodburners and pens.

Proxxon jigsaw package. Everything you need.

Large selection of tools, supplies, and books.

Oil Lamps

828.488.8586

QuickWood


that GPS thingy is starting to talk a lot now, it keeps saying “recalculating” – I think we’re lost!

Nope, my parents said we’re in the wrong lane and we’ll be going again soon. Hey, I like this new place where we stopped! It has some really big trees. They fed me, and I’ve got plenty of water. It looks like they are loading several boxes in the back of the van. They must be heavy, the van is sinking. There is a big iron fence all around this beautiful garden area. They let me out to run! Run and run! Pa stayed close by and Ma walked to the other end of this big grassy area and called for me – don’t have to call twice, here I go, back and forth at poodle top speed from one to the other! That was great – now Pa is calling – off I go again! Oops I took a wrong turn, I’m on grass, but it is about four feet above where Pa is standing, I’m not jumping off this. I wonder how I can get to him. I’m smart. Let’s see, if I backtrack a little, well, the wall here is only about a foot tall. I can jump off and get to Pa to get a treat. We walked over to this big tree and they took my picture. No big deal. Oh great, Pa picked me up and put me on top of this sign at the front – I’m scared. It says National Council of Garden Clubs. I’m still scared. Another picture – get me down!

It feels so good to be in Ma’s arms! They’re walking me back to the van. Everyone is now in, so we must be ready to go again. I’m tired from all that running, I cannot stay awake to enjoy downtown St. Louis. We crossed the river again; it sure was bumpy this time. Not again, they’re stopping. It says “Mile-High Pies”, I wonder what that means. They took me out for a short walk, and I could smell things like home when Ma is in the kitchen. They went in for about a half hour. Pa said the pie was really good – but he didn’t bring me any. How can I maintain my girlish figure if I cannot mooch people food? I’m really tired; don’t wake me until we get home.

Ah, home at last, it has been dark for some time, but Pa said he had to unload all the boxes, something about they were for the gourd society. I remember them, they were so polite when I was at something they called a “festival”. I hope they take me back to another; it was nice to meet all those people. Ah, my own bed. I must be in heaven! (Photos below)

Sweety 



NEED A GOURD TRELIS? Try this cheap and temporary method before going to the cost of building a large trellis. Buy a 4ft X 16ft large animal fencing panel and then have friends help you bend it into a “U” shape with an approximate 4ft width between uprights. This should give you a height of a bit over 7ft. Remember that gourds get very heavy and the leaves get very large, so, be prepared to support the fencing and make sure to stake it to the ground well.

Gourd Happenings In Our Gourdeous World

Mar 24, 2012 - IGS Seed Pack and (Mar 31 snow date, yes, we know, it is Spring)
Thorntown Public Library, IN
Open to public
9am until done
Contact Phil Moorhead 765 674 8088, or e-mail treasurer [at] indianagourdsociety.org for details
[An IGS Sponsored Event]

April 13, 14, & 15, 2012 - IGS State Gourd Show
Hancock County Fairgrounds, Greenfield, IN
Admission: \$6 for entire weekend, open to public
Large gourd competition, Vendors, IGS Gourd store, Gourd Seeds Demonstrations, kids booth, Auction Saturday and Sunday
For additional info: Emily Wallace, e-mail: showchair@indianagourdsociety.org
[An IGS Sponsored Event]

Jun 2, 2012 - IGS Spring Festival and Membership Meeting

9am - 3pm
Tippecanoe Co. 4-H Fairgrounds, Lafayette, IN
Classes, Vendors, Auction, IGS Gourd store, Gourd Seeds and Plants
Lunch available. Membership Meeting will be held at 2:30-4pm
Voting for board members occurs at this meeting
For additional information: Guy Shutt, Ph 219 474 5091 or e-mail: 1stvp [at] indianagourdsociety.org
[An IGS Sponsored Event]

Keep in touch through our Web Site at the URL shown below. You can use any Public Library to access this site. If you need help all you need to do is ask a librarian to help you get started. Remember, to see the seed list and the graphics you need to use the Internet Explorer Browser.

www.IndianaGourdSociety.org

THE TENDRIL

P.O. BOX 822

MARION, IN 46952

INDIANA GOURD SOCIETY, INC.

The editors reserve the right to edit any submissions for content and consistency. All contents copyright © **Indiana Gourd Society** 1997—2011. For permission to reprint excerpts, please contact Jesse Glessner at - editor@IndianaGourdSociety.org

The Tendril, published 6 times per year
Jesse Glessner, Editor
1400 W. McDonald St.
Hartford City, IN 47348
Phone 765-348-0344
eMail editor@indianagourdsociety.com

Change of Addresses—Mail To:
Pat Moore - Membership Sec'y
Indiana Gourd Society
691 W. Veach Road
Bloomington, IN 47832
Phone: 765-597-2049
eMail pmoore@hughes.net

Advertising / Rates: Mail Checks to:
Phil Moorhead, Treasurer &
Tendrill Publisher
715 E. 48th Street
Marion, IN 46953
Phone: 765-674-8088
eMail: igs_tendrill_ads@yahoo.com

President, Indiana Gourd Society
Karen K. Niemeyer
1217 Wesley
Thorntown, IN 46071-8955
Telephone: 765-436-7518
Fax: 765-436-7011

NEW submissions due May. 15, 2012 for the next Tendril Issue!

ADS ARE TO BE PREPAID. AD SUBMISSIONS MUST BE IN JPEG FORMAT.

All submissions welcome! **ARTICLES MUST BE IN MS WORD OR RTF FORMAT.**

Send as an attachment to your eMail or mail your submissions to the above address. Please send us your pictures,

stories, tutorials, and anything else gourd related plus your suggestions for improving or inclusion in The Tendril.

CHECK EXPIRATION DATE ABOVE YOUR ADDRESS! THIS MAY BE YOUR LAST ISSUE

IGS Advertising Rates

2" Column	\$10	
1/4 page	\$15	1/2 PAGE \$30
1/3 page	\$22.50	Full page \$60

IGS Executive Board

President - **Karen K. Niemeyer** - niemeyer@frontiernet.net
1st Vice President - **Guy Shutt** - glshutt@ffni.com
2nd Vice President - **Emily Wallace** - emmewal@aol.com
Secretary - **Helen Parker** - lparker@scican.net
Treasurer - **Phil Moorhead** - moorheap@yahoo.com
Membership Sec'y - **Pat Moore** - pmoore@hughes.net
Director - **Kirsten DeHaven** - dehaven_33@hotmail.com
Director - **Delaina DeHaven** - havenplace2@hotmail.com
Director - **Jesse Glessner** - jessgless@comcast.net
Director - **Carolyn Rushton** - crrush57@yahoo.com
Director - **Bill Freihofer** - wfreihofer@yahoo.com

INDIANA

Gourd Show 2012

APRIL 13, 14, 15

Hancock County Fairgrounds

620 North Apple Street,

Greenfield, IN

FRIDAY: & SATURDAY

8:30 am TO 6:00 PM

SUNDAY: 9:00 AM TO 4:00 PM

Admission \$6.00 per adult— weekend pass

Children 15 and under—FREE entry



Demonstrations, workshops, crafted & dried gourd vendors, gourd art supply vendors, Kids' Make it & Take it, gourd art raffle, AUCTION Saturday & Sunday at 1:00 PM

Contact: IGS 2012 State Show Chair: Emily Wallace

Showchair!indianangourdsocietyt.org Phone: 765-623-0621